

- This instruction is about to upgrade both sDP-1000EX's Main firmware and Audio USB module firmware.
- The both firmware upgrade should be done at once.

## How to upgrade the Main Firmware of sDP-1000EX

### Preparations

- Download sDP-1000EX's Main firmware.

[sDP-1000Ex\\_V2.0a\\_20190607.hex](#)

- Download and install Flip software for the firmware upgrade.

[Flip 3.4.7 software](#)

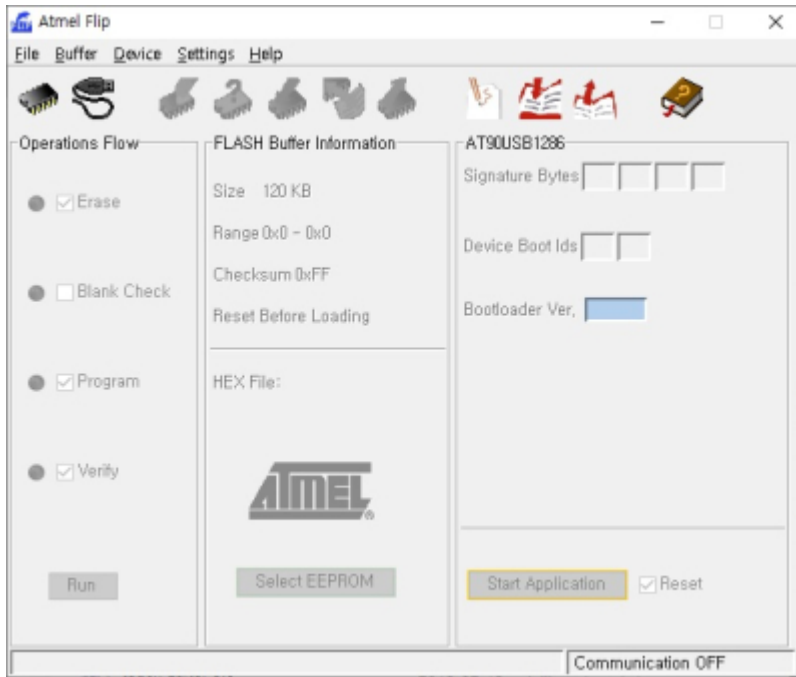
### Connect to sDP-1000EX

Connect sDP-1000EX to PC by a USB cable. Change the position of the red switch on the rear panel of sDP-1000EX to the DFU side. The red switch is next to Audio USB port. Turn on sDP-1000EX. The OLED won't display anything.

- If, the OLED displays something, check the red switch's position, and then try to turn on the device again.



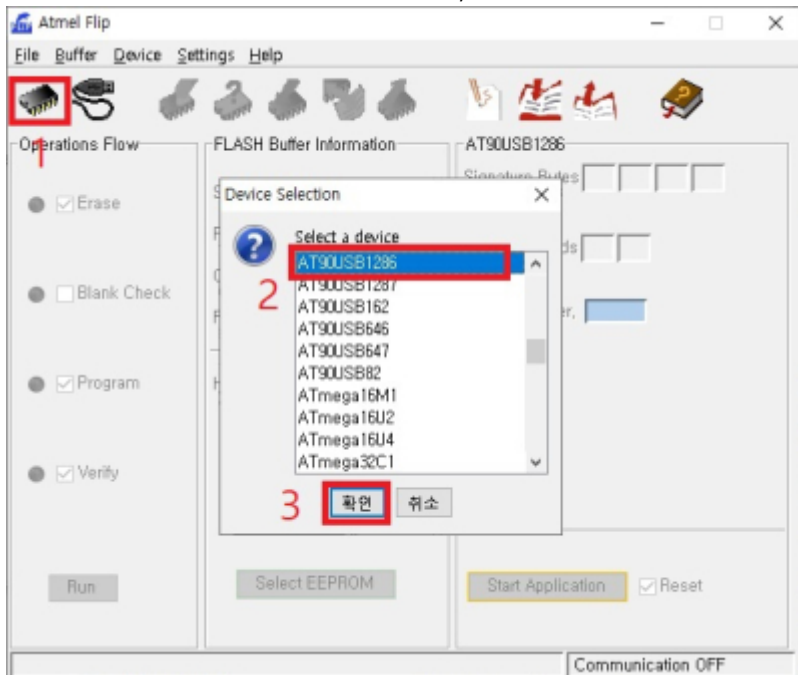
### Run Flip program



Run Flip program.

## Select a device

Click the button to select a device, and select AT90USB1286.



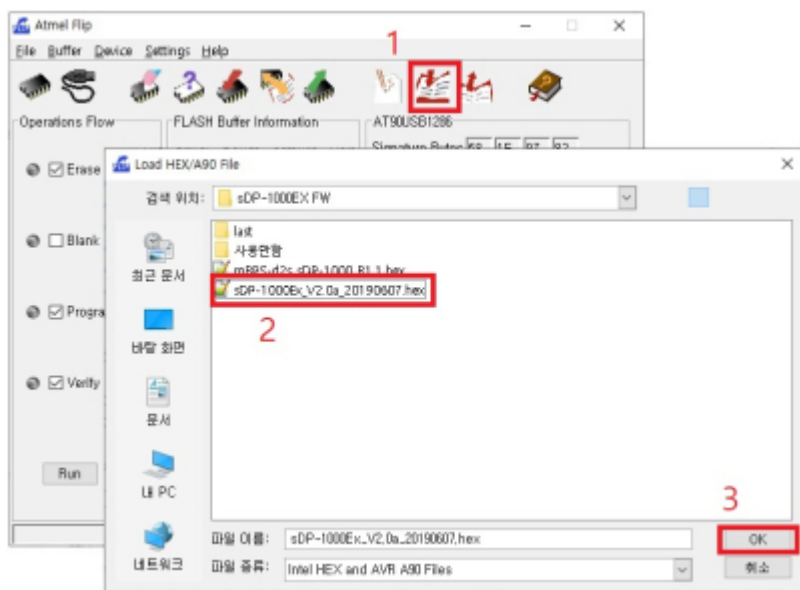
## Connect the device

Select USB Port Connection and click Open button to be connected.



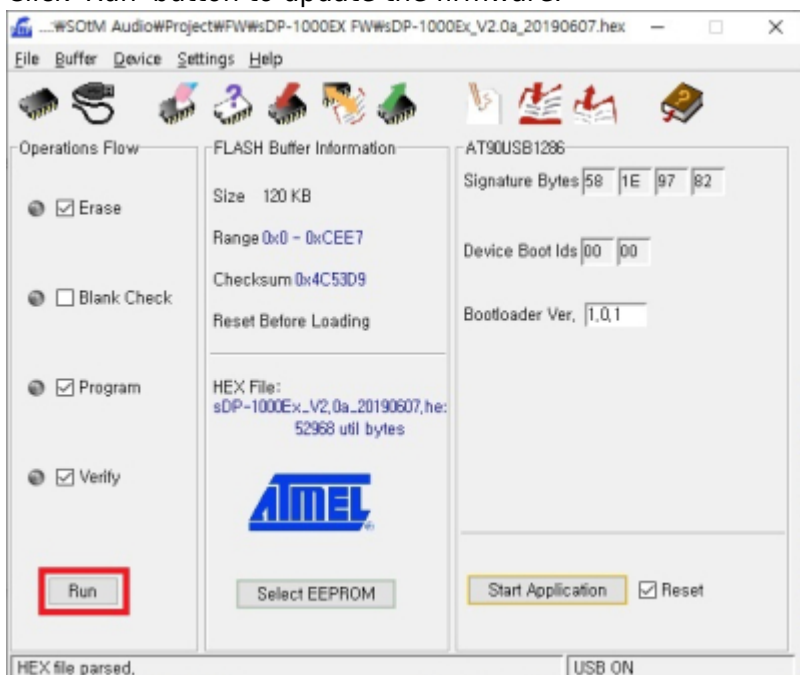
### Select Firmware file

Select Load Hex File menu , and then select the download firmware.



## Update Firmware

Click 'Run' button to update the firmware.



## Finish upgrading the main firmware

업데이트가 완료되면, 전원을 끄고 sDP-1000EX 뒷면 Audio USB 포트 옆에 있는 빨간색 스위치를 다시 Audio로 변경하고 전원을 켭니다 Once the main firmware upgrade is finished, .

- 정상적으로 Audio 모드로 변경되었다면, 전면 OLED가 정상적으로 켜집니다.
- 만약, 전면 OLED이 켜지지 않는다면, 스위치를 다시한번 확인하시고 전원을 켜시기 바랍니다.



## Audio USB 펌웨어 업그레이드 하기

### 준비

- 아래의 링크에서 Audio USB 펌웨어를 다운로드 합니다.

[sDP-1000EX\\_USB\\_V6.C1\\_20190604.bin](#)

- S0tM 전용 드라이버가 설치되어 있지 않은 상태이면, 다음의 링크에서 드라이버를 다운 받아 설치 합니다.

[S0tM USB Audio 2.0 Driver v2.23.0](#)

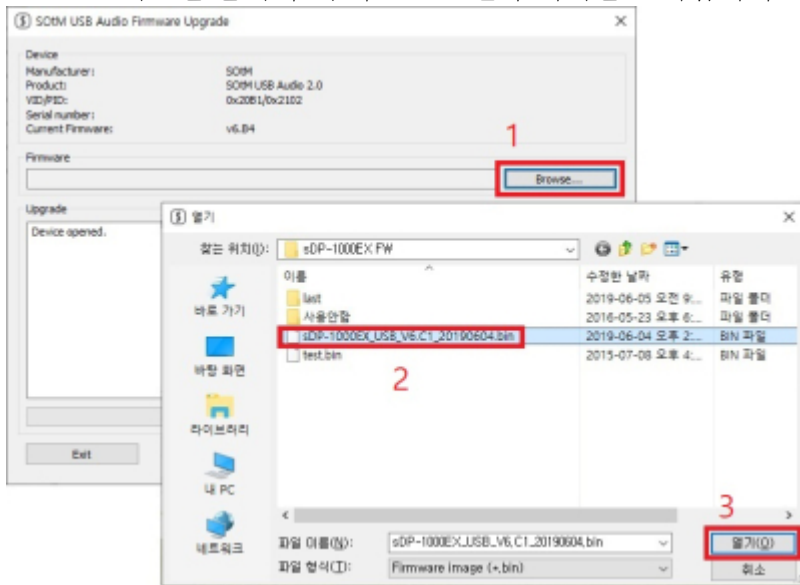
### S0tM USB Audio Firmware Upgrade 실행

1. sDP-1000EX을 PC와 USB 케이블로 연결한 후 sDP-1000EX의 전원을 켭니다.
2. S0tM USB Audio Firmware Upgrade 프로그램이 실행합니다.



## 펌웨어 파일 선택하기

'Browse' 버튼을 클릭하고, 다운로드 한 펌웨어를 선택합니다.



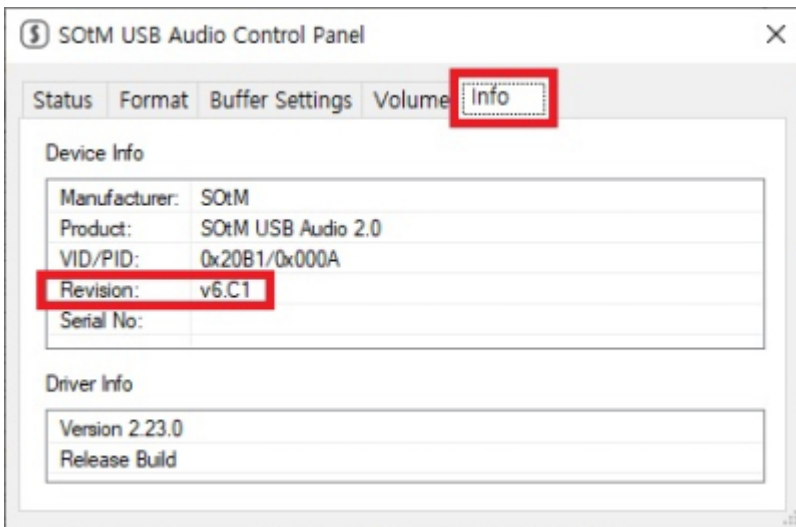
## 펌웨어 업데이트 하기

'Start' 버튼을 클릭하여 펌웨어를 업데이트 합니다.



### 마무리하기

업데이트가 완료되면, SOTM USB Audio Control Panel을 실행하여 sDP-1000EX의 펌웨어 버전을 확인합니다.



### 다운로드

==== sDP-1000EX FW 파일 ====a

- [sDP-1000Ex\\_V2.0a\\_20190607.hex](#)
- [sDP-1000EX\\_USB\\_V6.C1\\_20190604.bin](#)

### 유틸리티

- [Flip 3.4.7 software](#)
- [SOTM USB Audio 2.0 Driver v2.23.0](#)

Last  
update: en:how\_to\_upgrade\_sdp-1000ex\_fw [https://docs.sotm-audio.com/doku.php?id=en:how\\_to\\_upgrade\\_sdp-1000ex\\_fw&rev=1561448783](https://docs.sotm-audio.com/doku.php?id=en:how_to_upgrade_sdp-1000ex_fw&rev=1561448783)  
2019/06/25 03:46

---

From:  
<https://docs.sotm-audio.com/> - **SOtM docs**

Permanent link:  
[https://docs.sotm-audio.com/doku.php?id=en:how\\_to\\_upgrade\\_sdp-1000ex\\_fw&rev=1561448783](https://docs.sotm-audio.com/doku.php?id=en:how_to_upgrade_sdp-1000ex_fw&rev=1561448783)

Last update: **2019/06/25 03:46**

