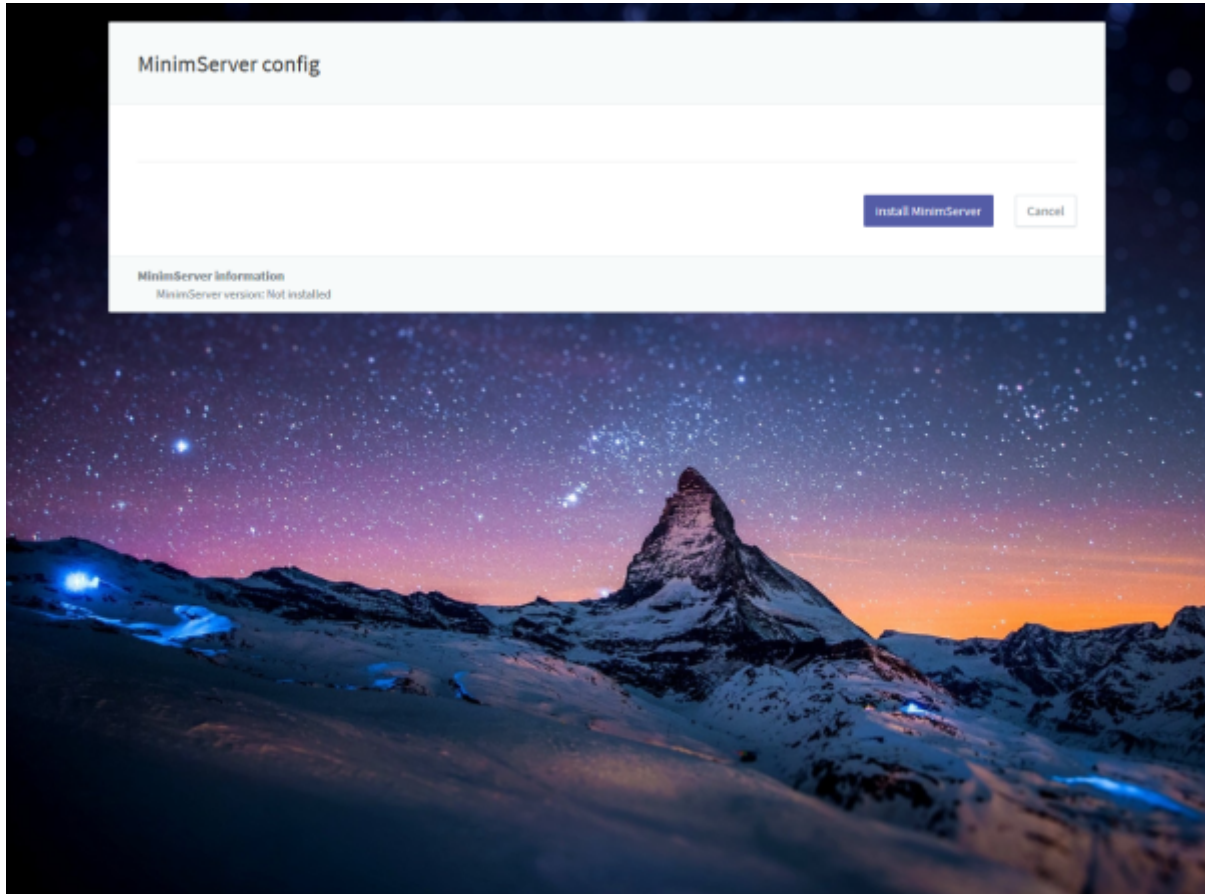


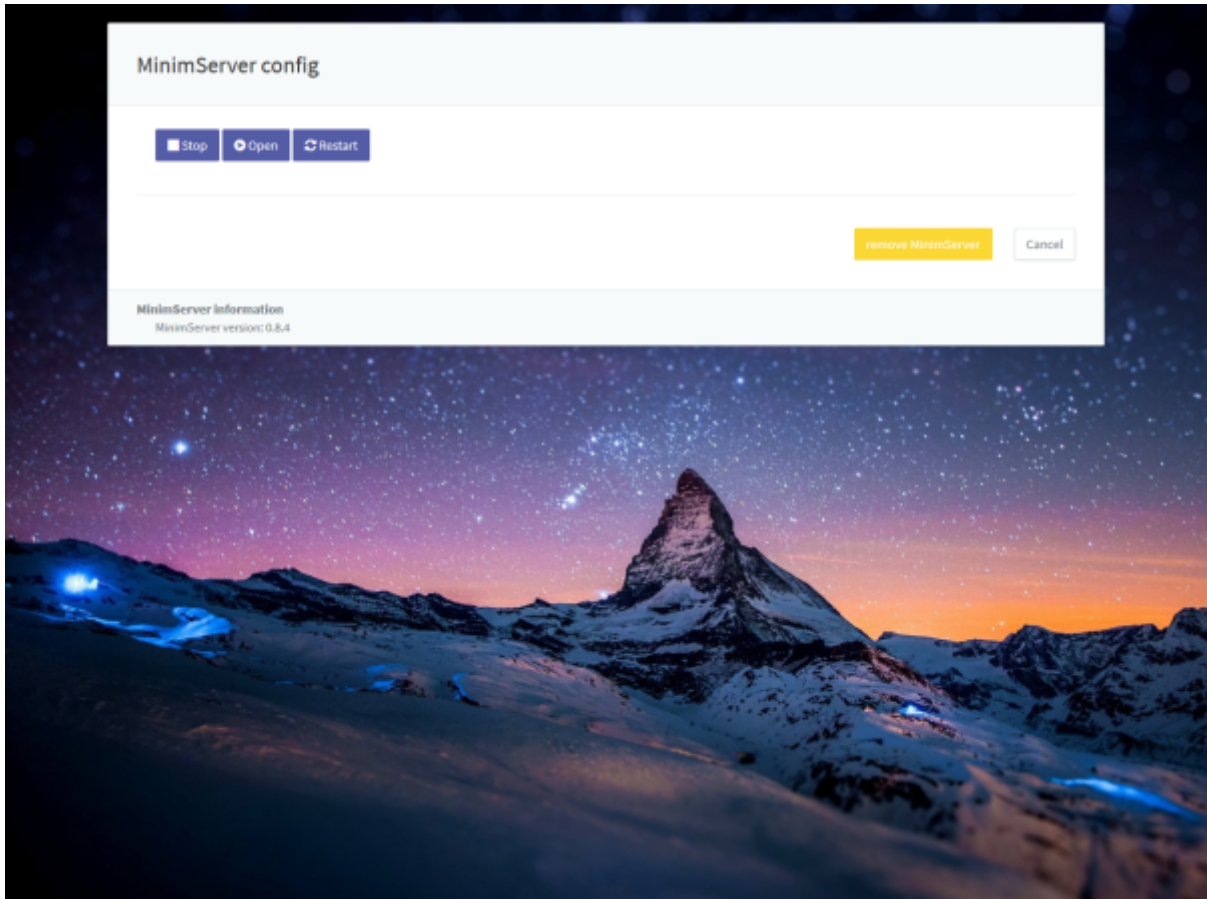
MinimServer

[MinimServer](#) is one of the best UPnP Audio Server. MinimServer collects user's music intelligently and operates by DLNA control point such as Bubble UPNP. You can search and playback your music files more convenient.

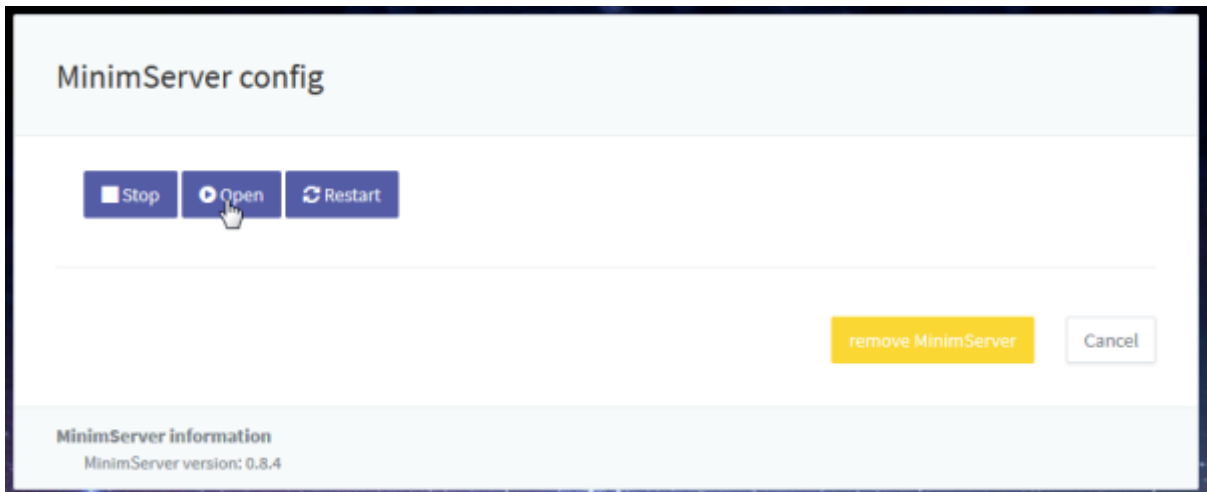
[MinimServer](#) should be installed by an user. Installation is available in [MinimServer config](#) page.



[MinimServer](#) can be controlled in [MinimServer config](#) such as start, open, stop or restart after installation done.



Content directory of MinimServer setting has to be set in MinimServer config page which could be open after starting MinimServer.



First to use, you have to accept MinimServer license terms.

MinimServer License

MinimServer 0.8.4, Copyright (c) 2012-2016 Simon Nash. All rights reserved.

By downloading, installing or using this software, you accept the following license conditions:

1. You may use this software free of charge for personal and domestic purposes. Subject to condition 2, you may use this software free of charge for business purposes. If you would like to make a voluntary donation to support MinimServer development, please visit the [Donate page](#).
2. You may not redistribute this software (with or without modification), and you may not sell or distribute any product containing this software (with or without modification).
3. You may not decompile, disassemble or reverse engineer this software.
4. THIS SOFTWARE IS PROVIDED BY THE COPYRIGHT HOLDERS AND CONTRIBUTORS

Please confirm your acceptance of these terms by selecting the "I accept" option below and clicking Confirm.

- I accept the MinimServer license terms
- I do not accept the MinimServer license terms

Confirm

Set contents directory and press 'Update' button. and press 'Rescan' button to scan music contents in contents directory.

MinimServer Status

This page was last updated at 14:35:56 on 31 10월 2016

MinimServer 0.8.4 update 88, Copyright (c) 2012-2016 Simon Nash. All rights reserved.

Media server status for MinimServer[eunhasu]: Stopped Refresh status Rescan

You have no content directory (music folder) selected.

Enter the full path to your content directory in the field below and click Update.

Content directory: Update Reset

For more information about using MinimServer, see the [Getting started](#) page.



- Content directory should be /mw/data/music to collect musics in Eunhasu system.
- If /mw/data/music space are 100% full, the main system would be in abnormal status and not be operating normally.

Last Updated: 2018/11/09 01:12

From:

<https://docs.sotm-audio.com/> - **SOtM docs**

Permanent link:

<https://docs.sotm-audio.com/doku.php?id=en:minimserver&rev=1541743942>

Last update: **2018/11/09 01:12**

