

Roon

Roon
가

가 Roon

가

가
Unicode/UTF-8



±ÇÁø¿ø °E½°Æ® (³ªÀÇ ³ë
±Ç Áø¿ø



Æ®À© Æú,®¿À °ÉÀÛ (¿±
Æ®À© Æú,®¿À



2011³ª ÄÜ¼-Æ® ½ÇÈ²
ÀÌ¼±Èñ

, 가

가 Roon

, Roon

Windows OS

Step 1 - mp3Tag

url 가 mp3Tag

가 가

. <http://www.mp3tag.de/en/download.html> Mp3Tag

Windows

Step 2 - Add Your Directory mp3Tag 가

가” “ 가”

, mp3Tag

“ ”

“ mp3Tag

Step 3 - Select Your Songs

, “ ” , “ (A)”

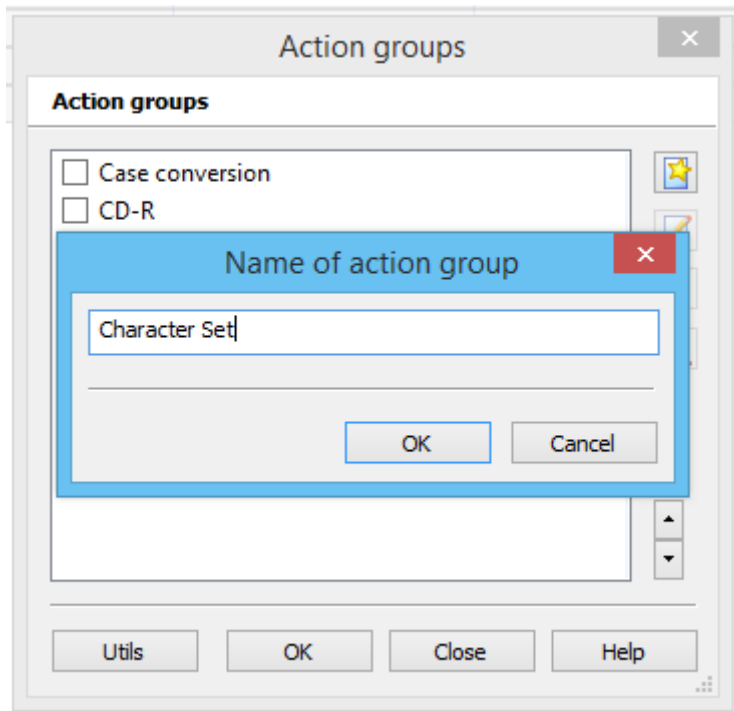
Step 4 - Create Your Action Group “

가 “ ”

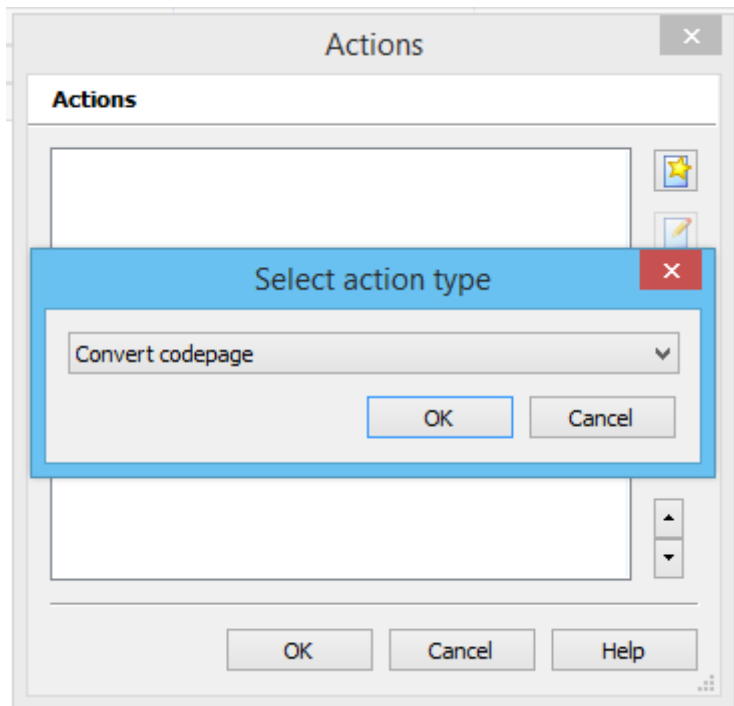
” “ ”

“Character Set”

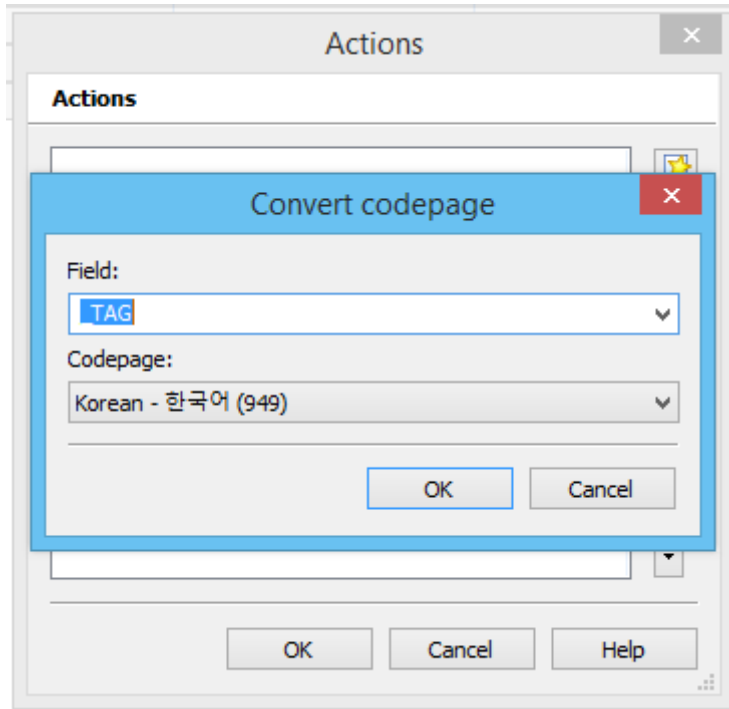
, “OK”



Step 5 - Configure Your Action Group

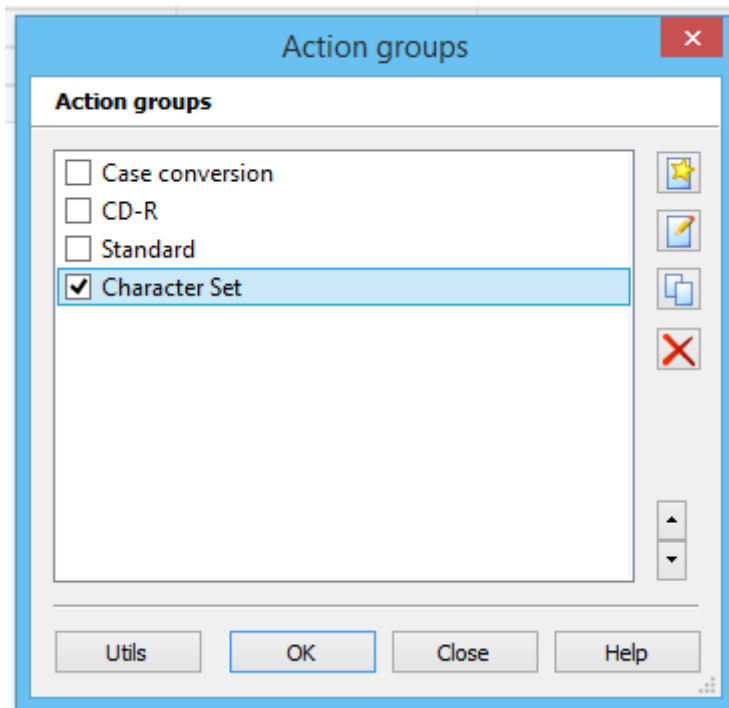


“ ” , “ ” , “_Tag” , “Korean- (949)” “ ”



Step 6 - Apply the Changes to Your Files

Step 4



Step 7 - Add the Files to Roon
가

Settings > Watched Folders

가 ,



권진원 베스트 (나의 노래...)
권진원



2011년 콘서트 실황
이선희



트윈 폴리오 걸작 (웨딩케익의
트윈 폴리오)

가 , Rescan , .

From: <https://docs.sotm-audio.com/> - SotM docs

Permanent link: https://docs.sotm-audio.com/doku.php?id=ko:faq:some_characters_are_not_displaying_properly&rev=1476922599

Last update: 2016/10/19 20:16

