

User Guide


sMS-200 <http://sotm-audio.com> 가 . sMS-200

- **Roon Ready:** Roon Server Tidal , 가
- **Squeezelite:** LMS(Logitech Media Server) USB Tidal, Qobuz, Internet Radio
- **MPD:** USB .DLNA MPD DLNA server, DLNA control point DLNA audio renderer
- **HQPlayer NAA:** [HQPlayer Desktop](#)
- **Shairport:** Apple AirPlay . Apple


How to use

1. sMS-200 USB USB USB
2. sMS-200 Ethernet LAN
3.
 - Roon Ready : Roon Server가 가
 - SqueezeLite MPD: USB sMS-200 USB 2.0 Network music folder Eunhasu Library config
 - DLNA : DLNA control point sMS-200 DLNA server
4. (9V/2A) (mBPS-d2s)
5. 30 POWER IN sMS-200 [http://eunhasu/](http://eunhasu.com) sMS-200 IP Web GUI Eunhasu . iOS <http://eunhasu.local/> Eunhasu 가 <http://sotm-audio.com/my>
6. Eunhasu
- 7.
8. 'Start' 가 10 'ACTIVE'가
9. config USB ,
10. controller 'Stop'
11. sMS-200 , System setup System power off


Roon ready



Squeezelite



HQplayer



From:
<https://docs.sotm-audio.com/> - **SOTM docs**

Permanent link:
https://docs.sotm-audio.com/doku.php?id=ko:sms-200_user_guide&rev=1479174505

Last update: **2016/11/14 20:48**

