

User Guide

sMS-200

가

sMS-200


sMS-200

- **Roon Ready:** Roon Server, Tidal, 가
- **Squeezelite:** LMS(Logitech Media Server) USB, Tidal, Qobuz, Internet Radio
- **MPD:** USB, DLNA, MPD, DLNA server, DLNA control point, DLNA audio
- **HQPlayer NAA:** [HQPlayer Desktop](#)
- **Shairport:** Apple AirPlay, Apple


How to use

1. sMS-200 USB, USB, USB
2. sMS-200 Ethernet, LAN
3.
 - Roon Ready : Roon Server가 가
 - SqueezeLite MPD: USB, sMS-200 USB 2.0, Network music folder, Eunhasu Library config
 - DLNA : DLNA control point, sMS-200 DLNA server
 - HQPlayer NAA: NAA, HQPlayer Desktop
 - Shairport: Shairport, iPhone
4. (9V/2A) (mBPS-d2s)
5. 30, sMS-200, <http://eunhasu/>, <http://eunhasu.local/>, <http://sotm-audio.com/my>, Eunhasu Web GUI Eunhasu, iOS, 가
6. Eunhasu
- 7.
8. 'Start' 가 10 'ACTIVE'가
9. config, USB, controller
10. 'Stop'


Roon ready



Squeezelite



HQplayer



From:
<https://docs.sotm-audio.com/> - **SOTM docs**

Permanent link:
https://docs.sotm-audio.com/doku.php?id=ko:sms-200_user_guide&rev=1485328374

Last update: **2017/01/25 02:12**

